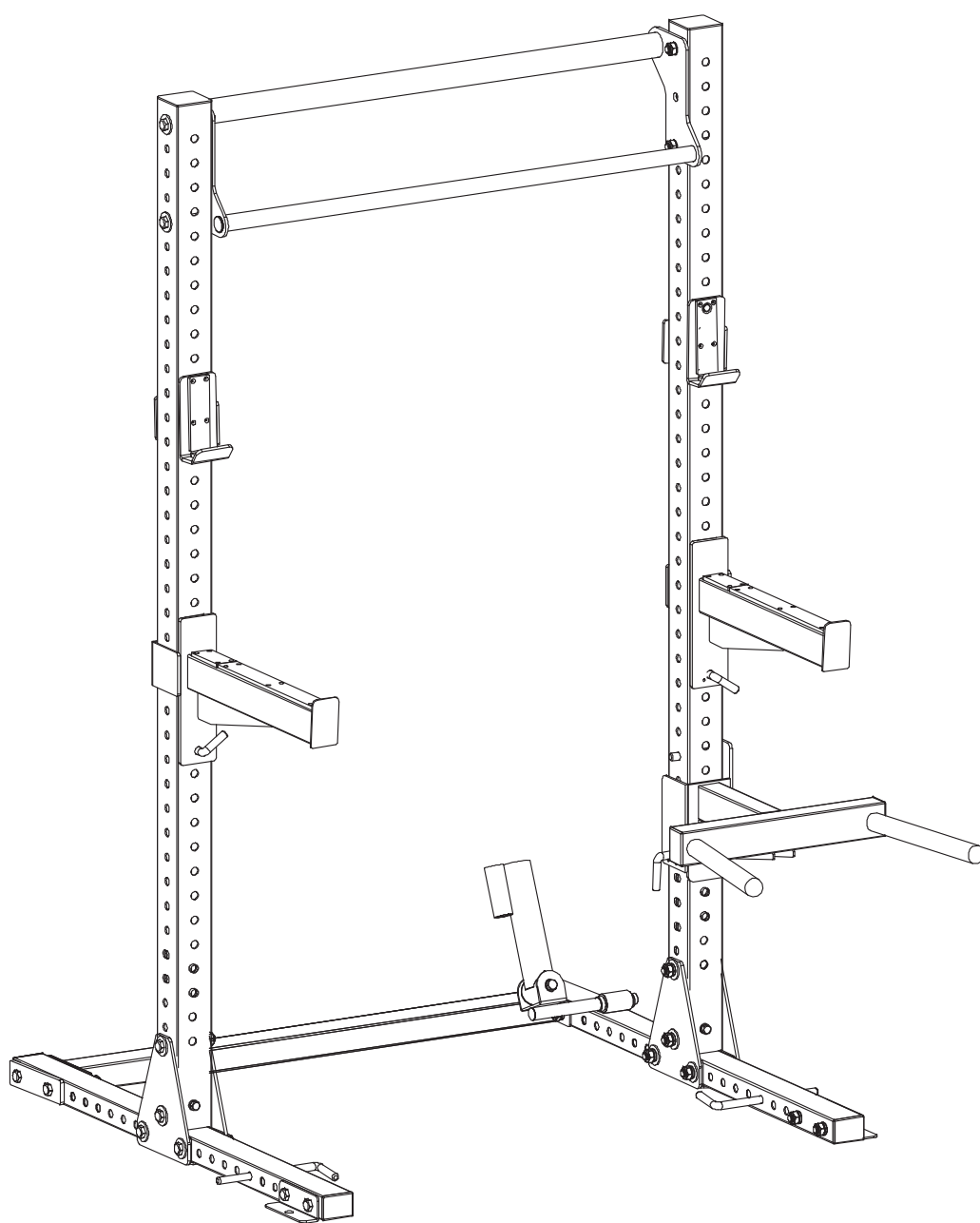


# GORILLA SPORTS

## Squat and Chin Up Rack (100872)



## Table of Contents

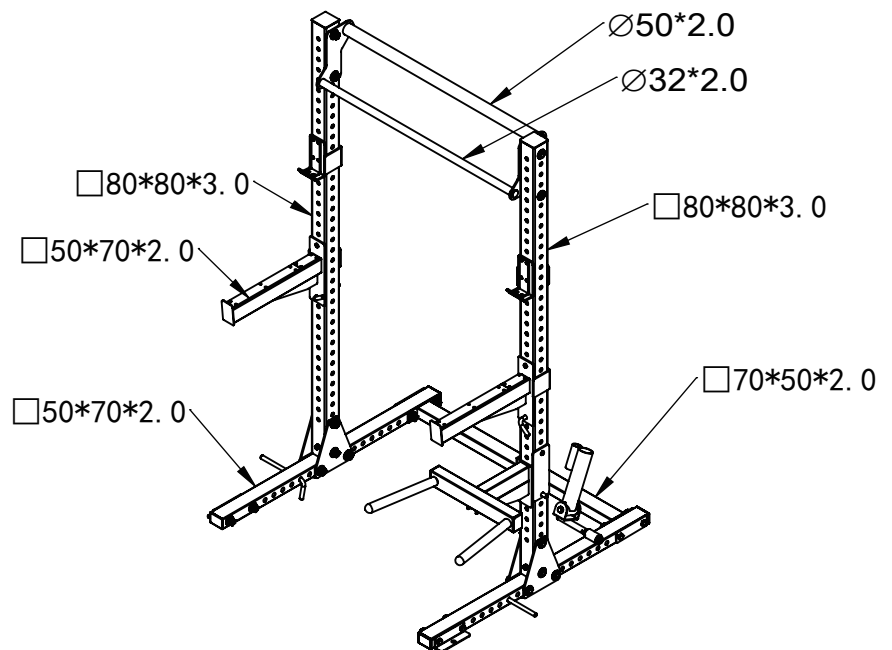
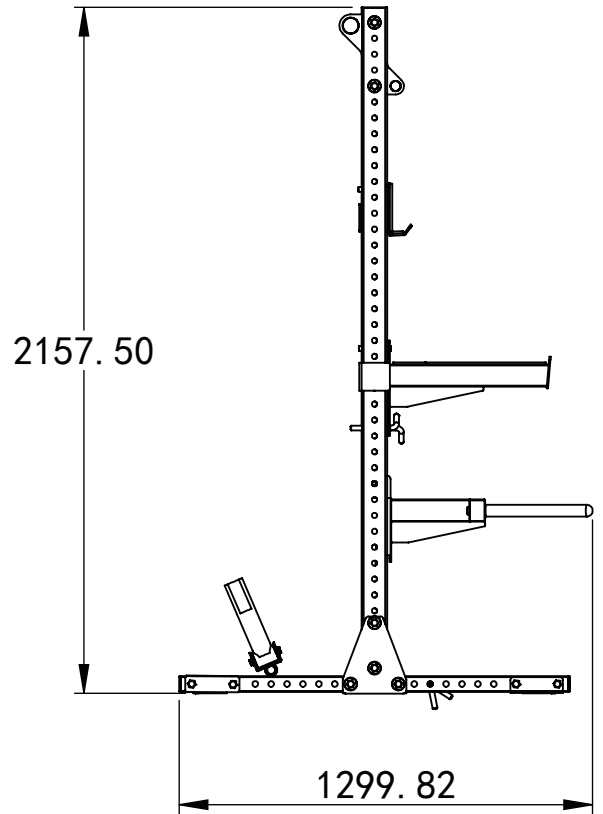
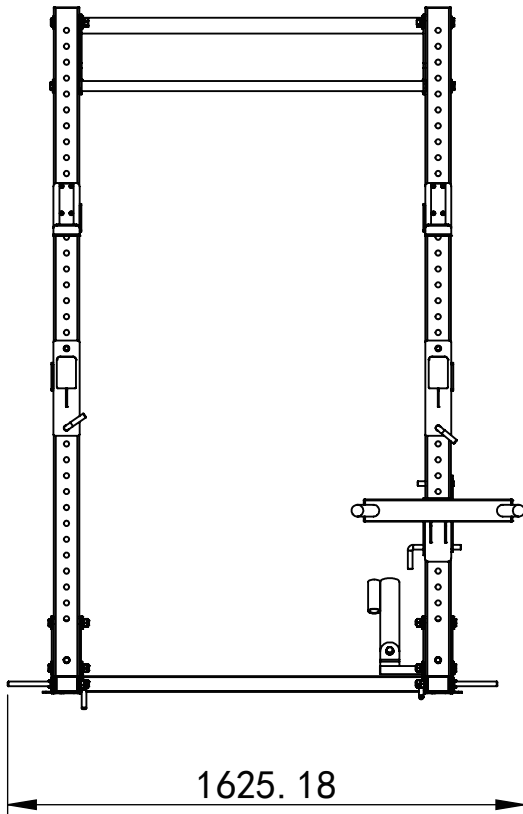


# GORILLA SPORTS

## PROFESSIONAL GYM EQUIPMENT FOR EVERYONE

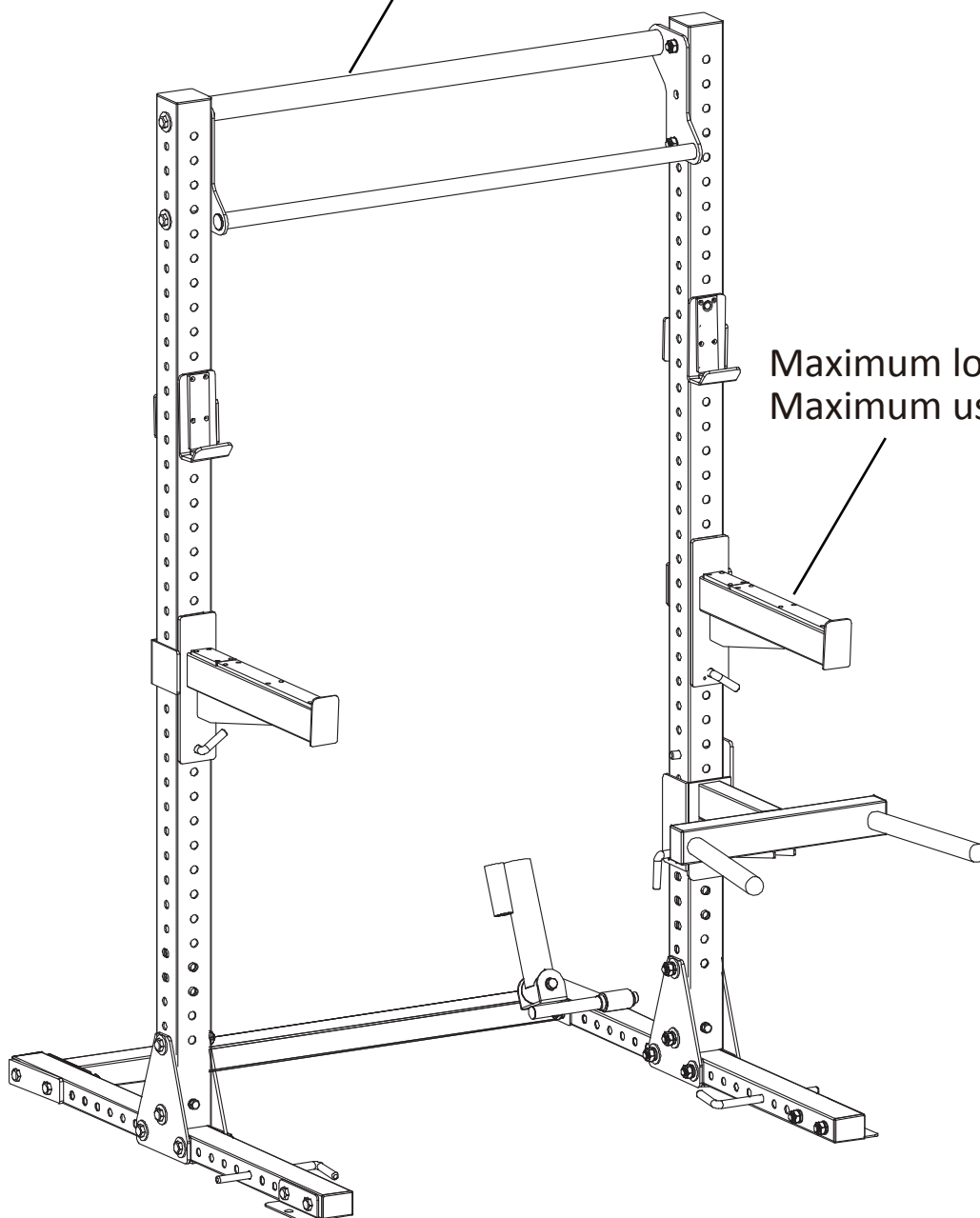
|  |    |
|--|----|
| Parametric Diagram.....                | 3  |
| Product load-bearing instructions..... | 4  |
| Spare parts list .....                 | 5  |
| Fasteners drawing .....                | 6  |
| Assembly step(1).....                  | 7  |
| Assembly step(2).....                  | 8  |
| Assembly step(3).....                  | 9  |
| Assembly step(4).....                  | 10 |
| Assembly step(5).....                  | 11 |
| Assembly step(6).....                  | 12 |

# Parametric Diagram



# Product load-bearing instructions

Maximum load 200KG  
Maximum user load 150KG



Maximum load 300KG  
Maximum user load 200KG

## Spare parts list



# GORILLA SPORTS

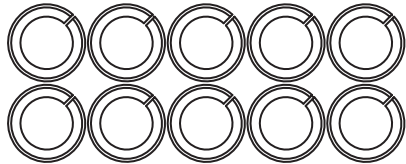
## PROFESSIONAL GYM EQUIPMENT FOR EVERYONE

| No. | Description          | Note    | Qty. |
|-----|----------------------|---------|------|
| 1   | back base frame      |         | 1    |
| 2   | right base frame     |         | 1    |
| 3   | left base frame      |         | 1    |
| 4   | L shape plate        |         | 2    |
| 5   | hexagon bolt         | M16*100 | 8    |
| 6   | fixing plate         |         | 2    |
| 7   | hexagon bolt         | M16*110 | 4    |
| 8   | washer               | Φ16     | 32   |
| 9   | spring washer        | Φ16     | 20   |
| 10  | hexagon nut          | M16     | 20   |
| 11  | upright frame        |         | 2    |
| 12  | hexagon bolt         | M10x25  | 4    |
| 13  | spring washer        | Φ10     | 4    |
| 14  | washer               | Φ10     | 4    |
| 15  | pull up bar          |         | 1    |
| 16  | hexagon bolt         | M16*120 | 8    |
| 17  | large fixing plate   |         | 4    |
| 18  | L shape pin          | Φ17*250 | 2    |
| 19  | core trainer         |         | 1    |
| 20  | short barbell holder |         | 2    |
| 21  | long                 |         | 2    |
| 22  | L shape pin          | Φ15*110 | 3    |
| 23  | dip bar              |         | 1    |

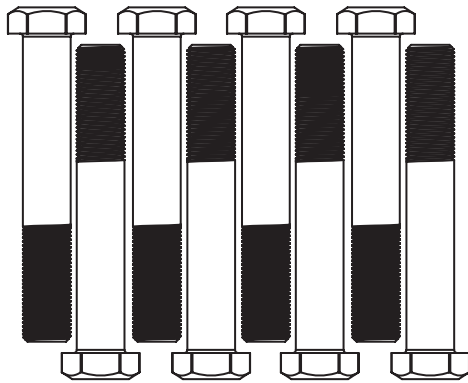



# GORILLA SPORTS


PROFESSIONAL GYM EQUIPMENT FOR EVERYONE




M16 20 PCS (9#)




M16\*100 8 PCS (5#)



M16\*120 8 PCS (16#)

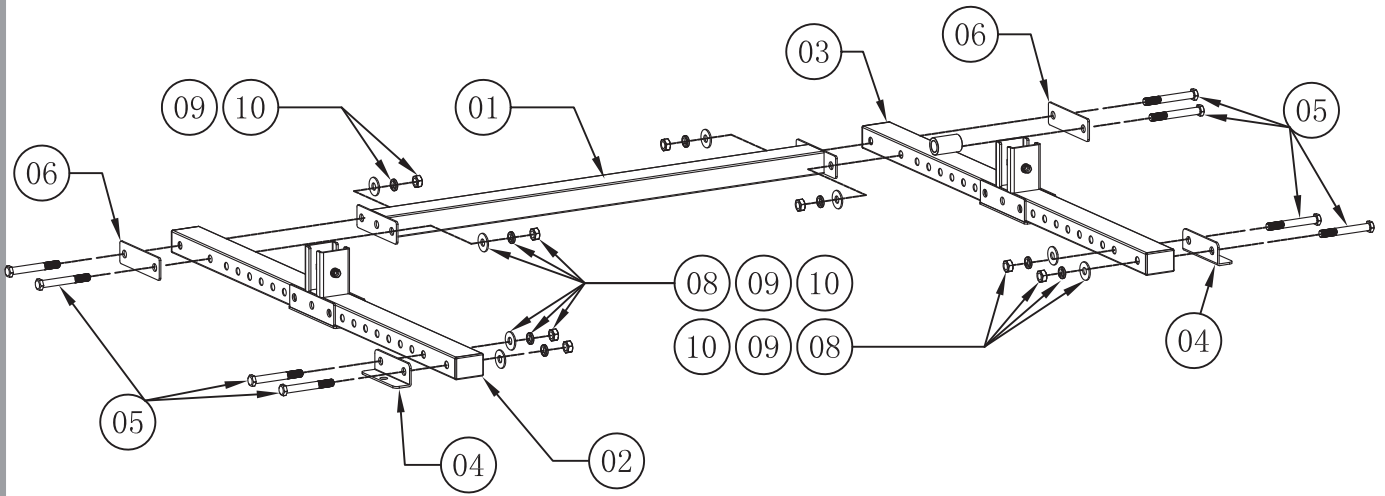
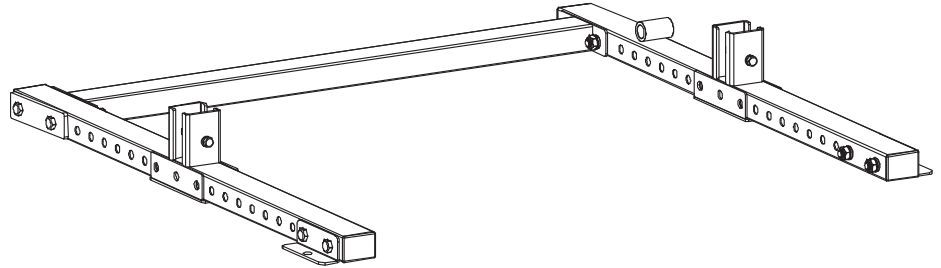


M16\*110 4 PCS (7#)



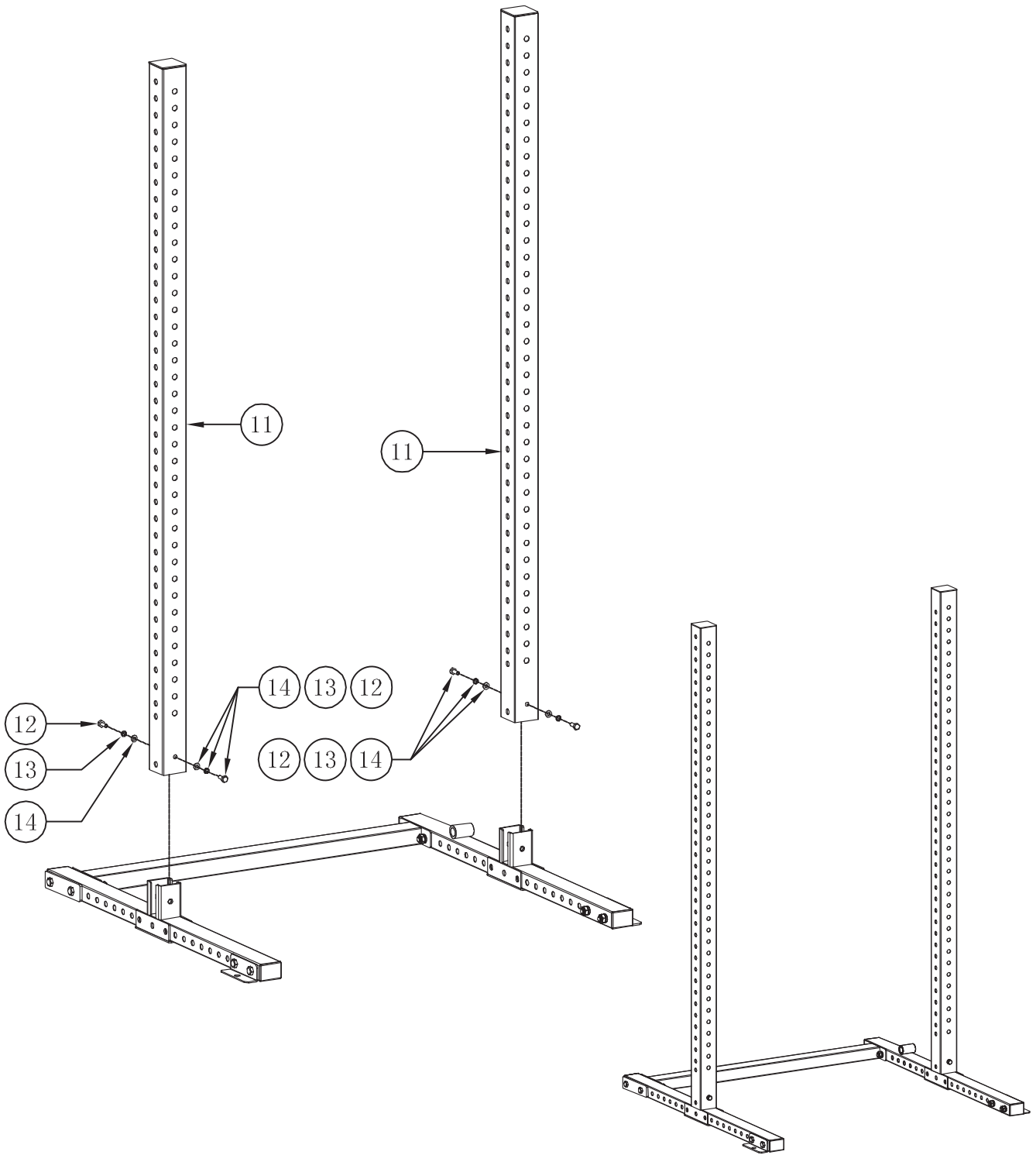
M16 20 PCS (10#)

# Assembly step (1) explosion drawing



| No. | Description      | Note    | Qty. |
|-----|------------------|---------|------|
| 1   | back base frame  |         | 1    |
| 2   | right base frame |         | 1    |
| 3   | left base frame  |         | 1    |
| 4   | L shape plate    |         | 2    |
| 5   | hexagon bolt     | M16*100 | 8    |
| 6   | fixing plate     |         | 2    |
| 8   | washer           | Φ16     | 8    |
| 9   | spring washer    | Φ16     | 8    |
| 10  | hexagon nut      | M16     | 8    |

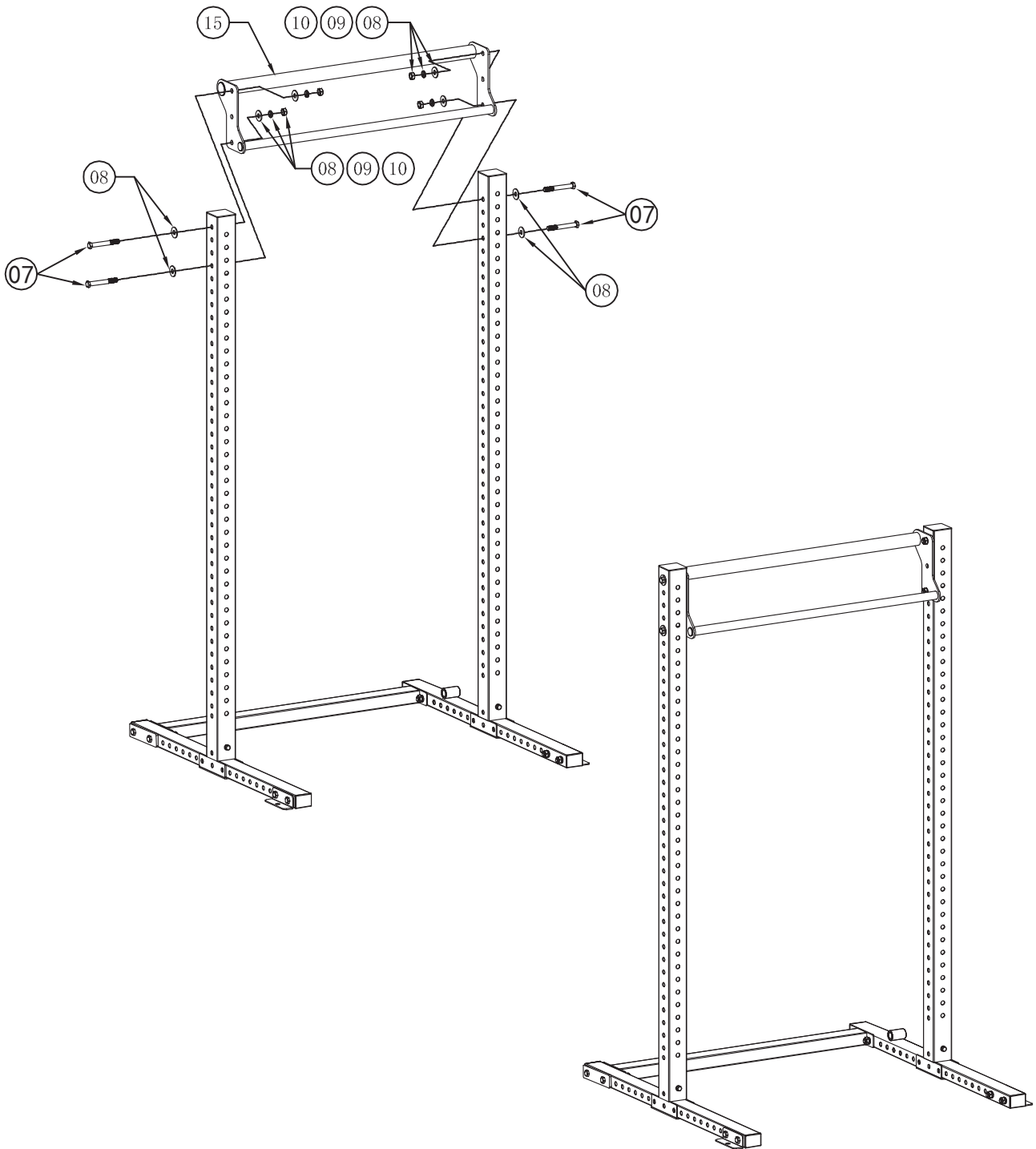
## Assembly step (2) explosion drawing



| No. | Description   | Note   | Qty. |
|-----|---------------|--------|------|
| 11  | upright frame |        | 2    |
| 12  | hexagon bolt  | M10x25 | 4    |
| 13  | spring washer | Φ10    | 4    |
| 14  | washer        | Φ10    | 4    |

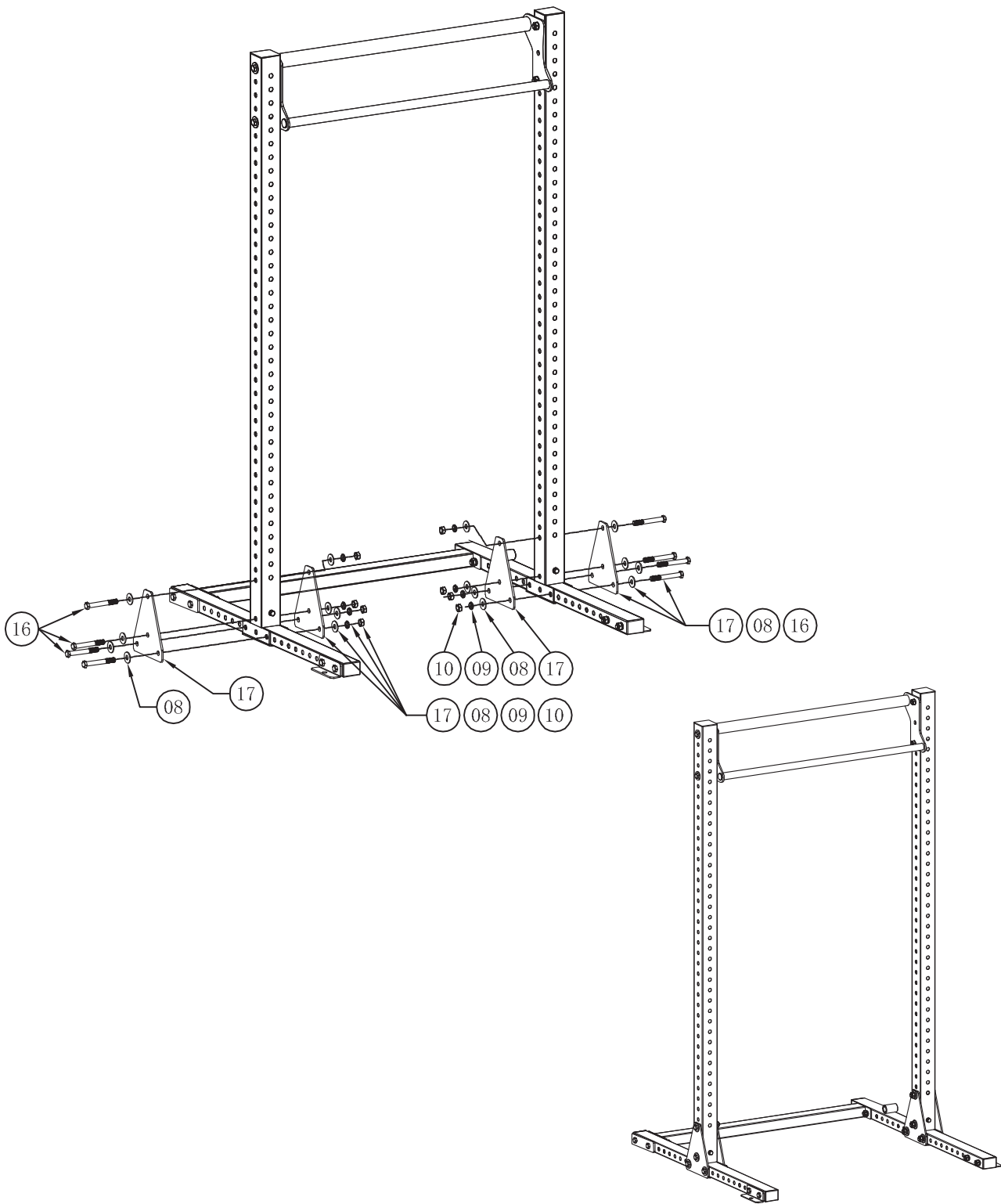


## Assembly step (3) explosion drawing



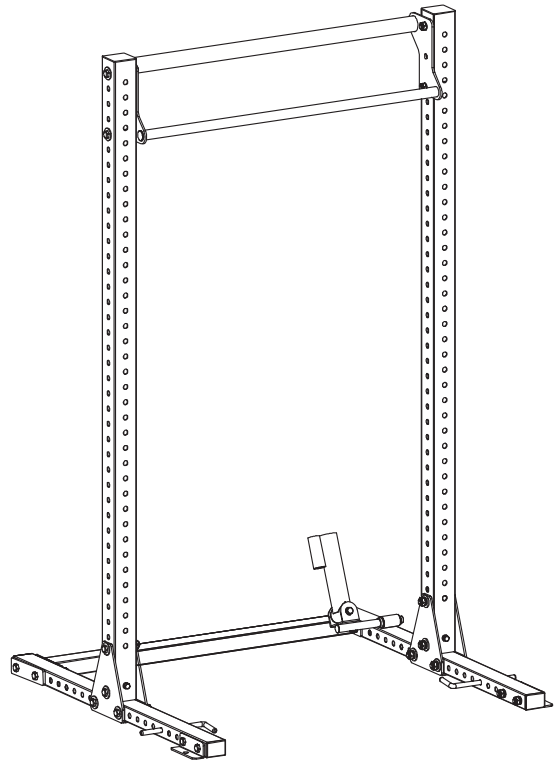
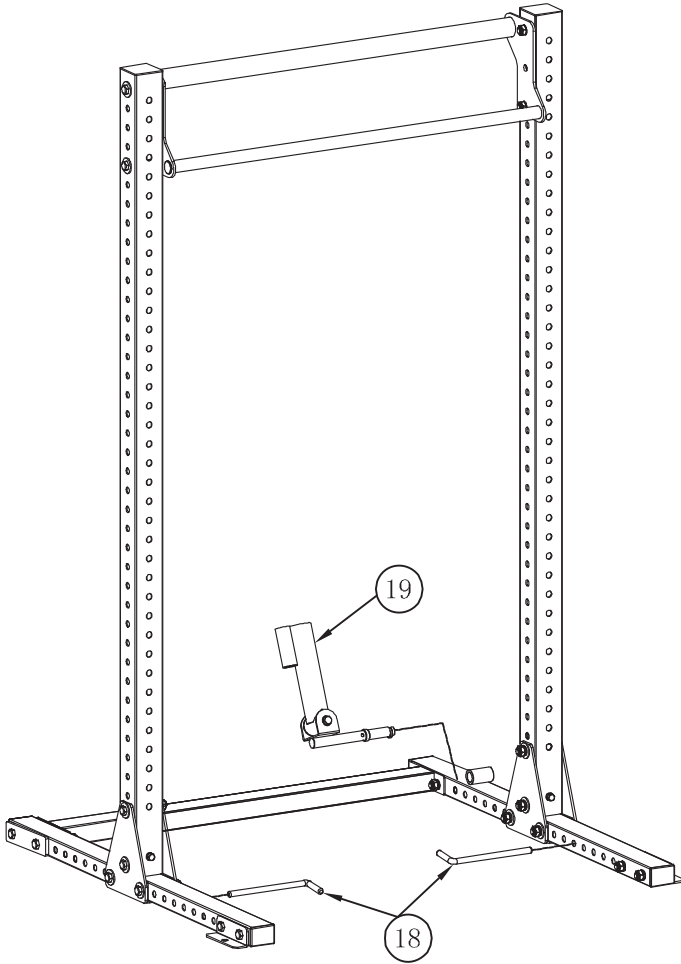
| No. | Description   | Note    | Qty. |
|-----|---------------|---------|------|
| 7   | hexagon bolt  | M16*110 | 4    |
| 8   | washer        | Φ16     | 8    |
| 9   | spring washer | Φ16     | 4    |
| 10  | hexagon nut   | M16     | 4    |
| 15  | pull up bar   |         | 1    |

## Assembly step (4) explosion drawing



| No. | Description        | Note    | Qty. |
|-----|--------------------|---------|------|
| 8   | washer             | Φ16     | 16   |
| 9   | spring washer      | Φ16     | 8    |
| 10  | hexagon nut        | M16     | 8    |
| 16  | hexagon bolt       | M16*120 | 8    |
| 17  | large fixing plate |         | 4    |

# Assembly step (5) explosion drawing

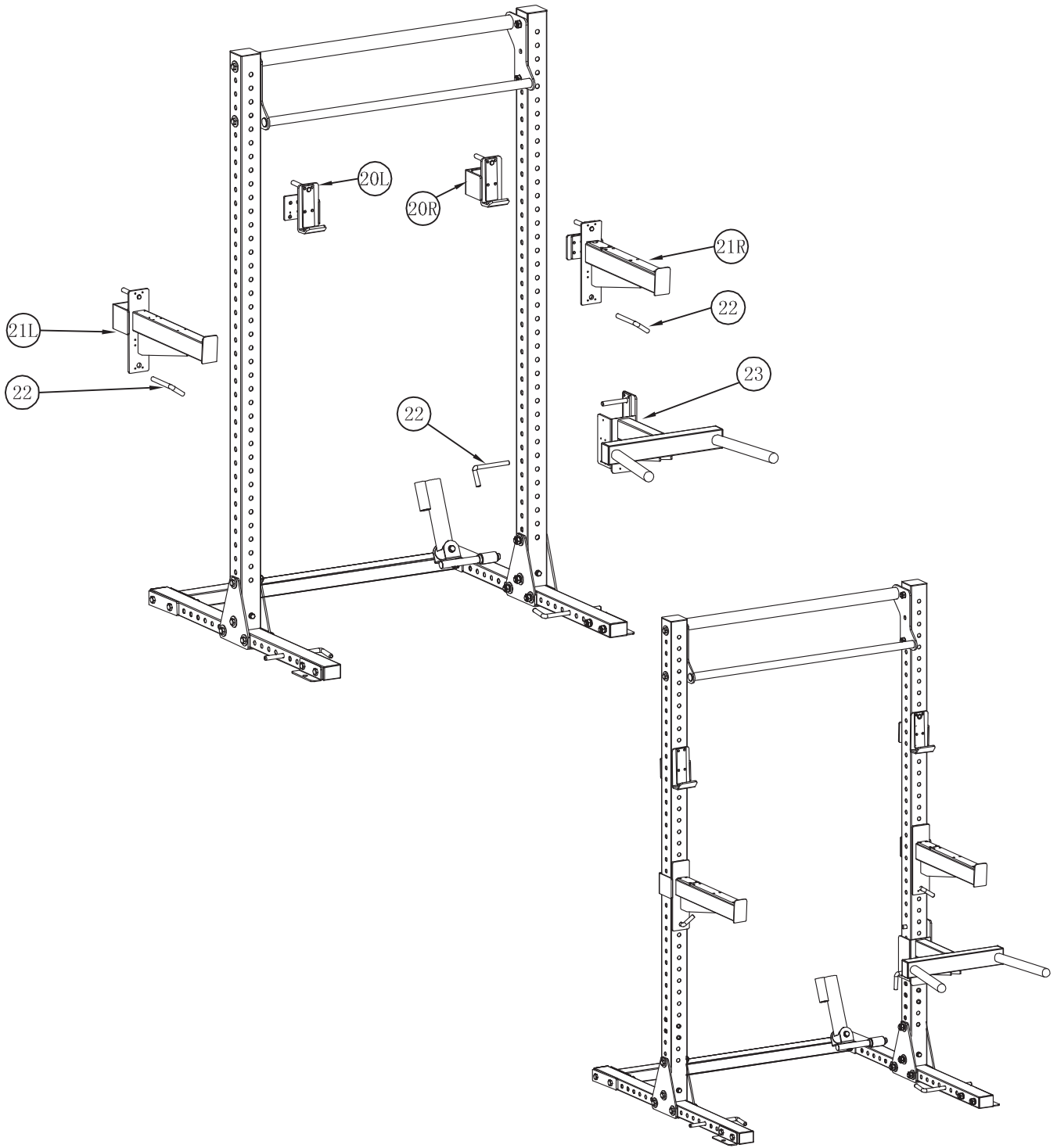


| No. | Description  |
|-----|--------------|
| 18  | L shape pin  |
| 19  | core trainer |

Note  
 $\Phi 17*250$

| Qty. |
|------|
| 2    |
| 1    |

# Assembly step (6) explosion drawing



| No. | Description          | Note          | Qty. |
|-----|----------------------|---------------|------|
| 20  | short barbell holder |               | 2    |
| 21  | long                 |               | 2    |
| 22  | L shape pin          | $\Phi 15*110$ | 3    |
| 23  | dip bar              |               | 1    |